

# Automatic Edge Bander

SF-30B




Edge Gluing + End Trim + Top & Bottom Edge Trim + Buffing




Feeding Chain




Tape Holding Disc



Glue Pot



End Trim



**Edge Trim & Buffing**

**Features:**

- Fully automatic in compact size with power in 220V single phase, very suitable for small shop with small production volume.
- End trim adopts saw blade instead of guillotine, more accurate and powerful for both ends cut
- Feeding system adopts bottom chain pad with top hold-down rollers, which can feed the workpieces more stable.

**Specification:**

Size of working table (extension table) .....	2000x800mm
Min length of workpiece .....	270mm
Min Width of workpiece.....	90mm
Thickness of workpiece .....	12~45mm
Thickness of Band.....	0.4~2mm
Speed of automatic conveyer belt .....	7m/min
Glue Pot .....	1250 W
Glue Spreading Motor .....	60W
Tape feeding Motor.....	25W
Feeding Motor .....	370W
End Trimming Motor.....	350W
Edge Trimming Motor.....	350W x 2
Speed of Trimming Motor .....	12000rpm
Buffing Motor .....	90W x 2
Speed of Buffing Motor .....	2800rpm
N.W./G.W.....	960 lbs/1100 lbs
Machine Size (LxWxH).....	80"x28"x50"
Packing Size (LxWxH) .....	90"x35"x53"